

Elektrische kettingtakel Elephant ALPHA-H & SA

Palan électrique Elephant ALPHA-H & SA

Electric chain hoist Elephant ALPHA-H & SA

Toepassing | Utilisation | Utilization

Electrisch hijsen van lasten
Levage électrique
Electric hoisting

Bijzondere kenmerken | Caractéristiques | Characteristics

230 V monofase / 1 snelheid
230 V monophasé / 1 vitesse
230 V one phase / 1 speed

Ergonomie | Ergonomie | Ergonomics

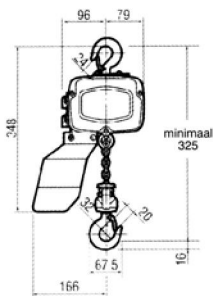
Eenvoudige bediening
Utilisation facile
Easy operating

Veiligheid | Sécurité | Safety

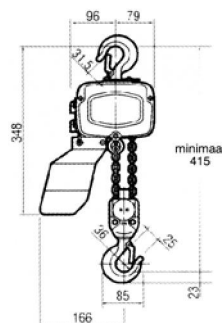
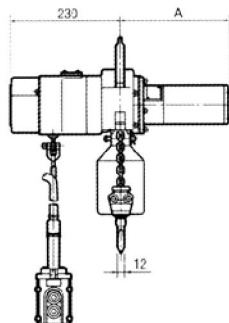
Slipkoppeling / fasebeveiliging
Protection contre la surcharge
Overload device



type	vermogen	parten	lastketting	hijsnelheid	FEM	ID	spanning	stuurspanning	gewicht	bestelnummer
type	capacité	brins	chaîne de levage	vitesse de levage	FEM	ID	tension	commande	poids	numéro d'article
type	capacity	falls	load chain	lifting speed	FEM	ID	tension	control tension	weight	reference number
	(kg)		(mm)	(m/min)	(%)		(Ph x V)	(V)	(kg)	met/avec/with 6 m
ALPHA-H-0,25	250	1	4 x 12	10	1 AM	30	1 x 230 V	direct	17	1006500256
ALPHA-H-0,5	500	2		5					20	1006500506
SA-1,0	1000		6,3 x 19	1,8					46	1006501006



ALPHA-H 250 kg



ALPHA-H 500 kg

